Recidivism in the 2021 Release Cohort

Programs, Residential Confinement, and Comparison Across States

Nevada Department of Corrections

Recidivism

- The Nevada Department of Corrections defines recidivism as a return to incarceration with NDOC for any reason within 3 years of an offender's date of release.
- The release cohort includes only offenders who were released from NDOC jurisdiction, left from an NDOC location, and who were released for parole, mandatory parole, and discharge.
- Only the first release for an offender in 2021 is considered. Further releases are excluded.

NDOC Recidivism Definition Rationale

- NDOC only has access to data on offenders held under NDOC jurisdiction or custody.
- Data on arrests, incarceration in jails, and other interactions would rely on data from the interacting agency.
- There is no standardized, statewide identifier to enable the use of data across agencies in Nevada.
- Given this, NDOC will base recidivism on returns to NDOC custody until external data can be accessed and utilized consistently.

Recidivism Rate Comparison with Nearby States

- Recidivism Rates for 2020 are provided as they were the most recent available.
- Different states use different definitions and approaches. For example:
  - California and Arizona use fiscal-year cohorts.
  - Washington doesn't include violations, only returns due to criminal acts.
- Comparisons across states are not perfect representations.

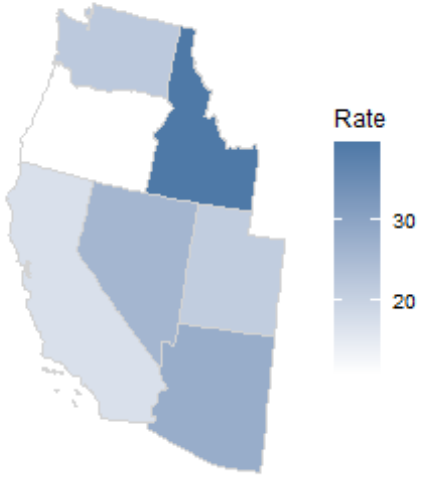

State	Recidivism Rate
Idaho	39.8%
Arizona	28.2%
Nevada	26.2%
Washington	22.1%
Utah	21.4%
California	17.4%
Oregon	11.1%

Residential Confinement and Recidivism

- A release to parole or discharge from residential confinement (RSC) is considered RSC success.
- A return to NDOC custody from RSC while still serving their original sentence is RSC failure, not recidivism.
  - This is due to RSC offenders still being under NDOC jurisdiction.

Status	Releases in 2021	Returns	Recidivism Rate
RSC Success	176 (77.5%)	26	14.8%
RSC Failure	51 (22.5%)	15	29.4%
RSC History	227 (100%)	41	18.1%
Overall Population	4489	1323	29.5%

Program Types and Examples

Correctional	Substance Use Disorder
Moral Reconation Therapy	Therapeutic Community
Good Intentions, Bad Choices	RISE
Commitment to Change	New Light
Structured Living Program	Discontinued Programs (ANCHOR, etc.)
Vocational	**Work Training**
Air Conditioning and Heating	OSHA Training
Construction	Firefighter Basic Training
Hospitality and Tourism	Job Survival Skills
Welding	Solar Panel Training
Educational	
High School Equivalency/GED	
High School Diploma	
Associates Degree	
College Certificate	



Recidivism - Program Participation

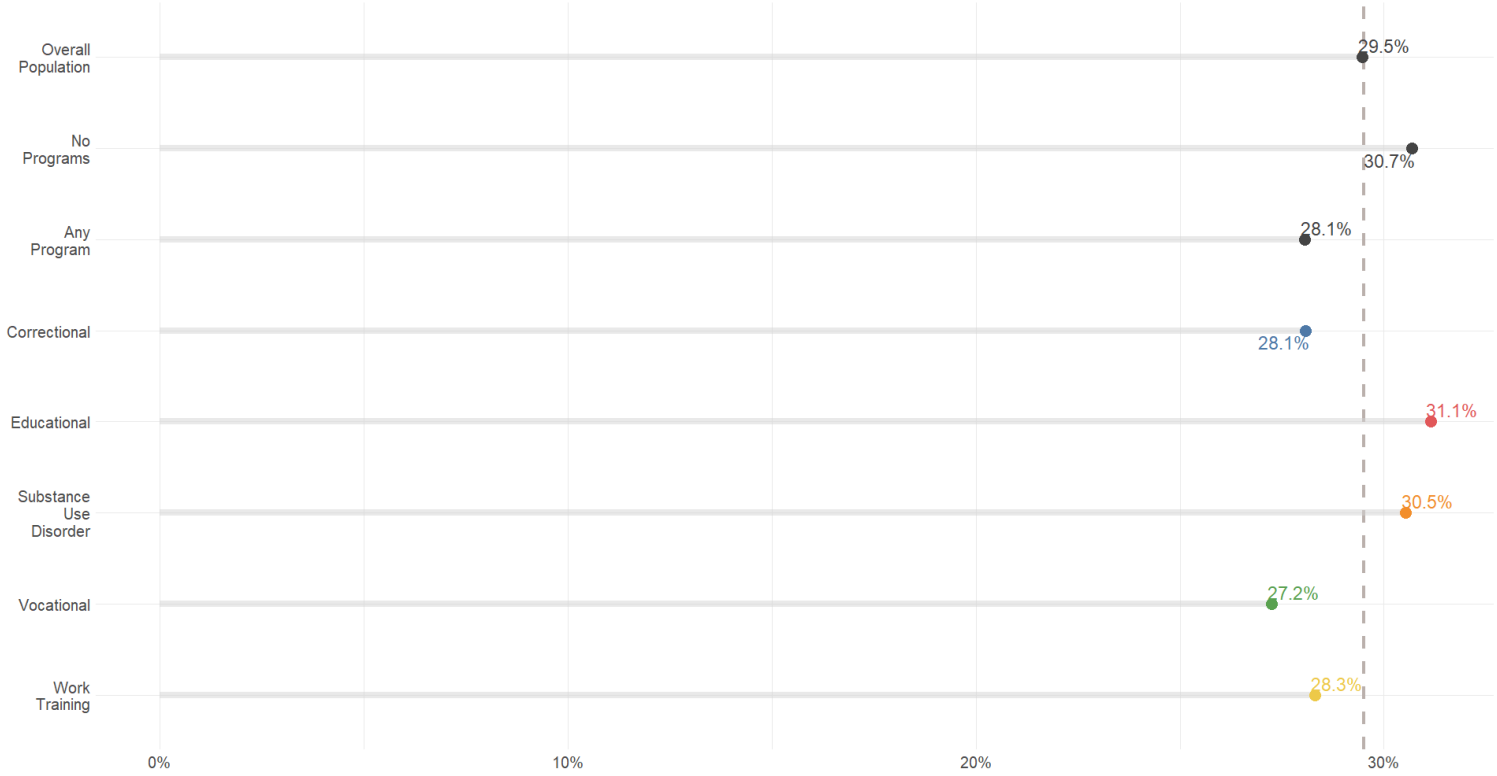

Recidivism - Multiphase Programs

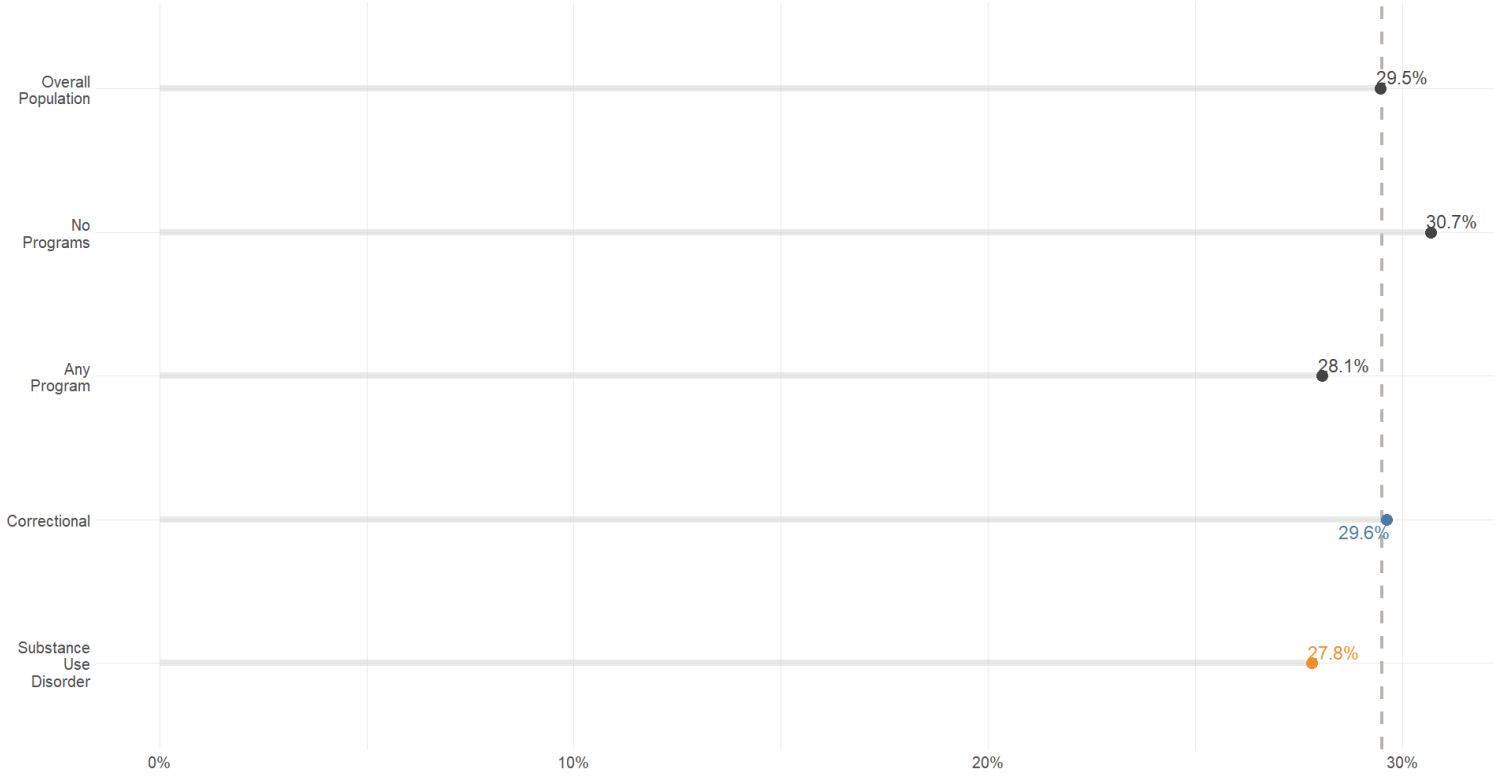

Why Selection Bias Matters

- Offenders are not randomly selected into programs.
  - Offenders in vocational or work training are often at a lower custody level.
  - Offenders in substance use disorder programs have a substance use disorder.
  - Offenders in educational programs tend to have lower education levels prior to incarceration.
  - Offenders in correctional programs tend to have cognitive-behavioral issues.
- Direct comparisons don’t account for this lack of random selection into programs.
- Not accounting for selection bias and correlated factors can result in incorrect conclusions being drawn.

Written Reports

Reports back to the 2008 release cohort can be found on our website:

doc.nv.gov/about/statistics/recidivism-newsletters-and-memos/